
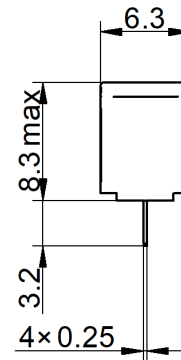
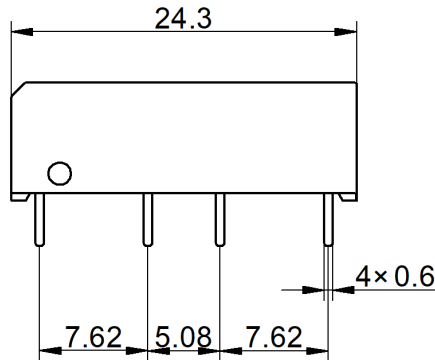


SIP-HV1A05

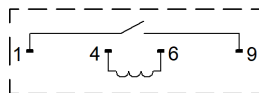
- High Voltage Reed Relay
- Low Contact Resistance
- Breakdown up to 4 kVDC
- Excellent Lifetime Characteristics
- Custom Design Available



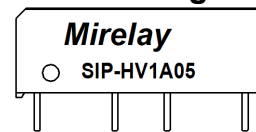
Outline Dimension

 Unit: mm DIM Tolerance: ± 0.3


Layout [Top View]



Marking



Coil Parameters (at 20°C)

Nominal Coil Voltage	Nominal Current	Coil Resistance	Max Pull-in Voltage	Min Drop-out Voltage
5 VDC	42 mA	120 \pm 10% Ω	3.5 VDC	0.5 VDC

Contact Parameters

Contact Form	1 Form A	Max Contact Rating	100 W
Max Switch Voltage	1.5 kVDC	Max Switch Current	1.0 A
Max Carrying Current	2.5 A	Min Breakdown Voltage	4 kVDC
Max Contact Resistance	150 m Ω	Life Expectancy (Electrical) (at 5 VDC 10mA)	5 \times 10 ⁸ ops

Electrical Specifications

Dielectric Strength (Static,min)	Open contacts	4 kVDC	Insulation Resistance (min./typ.) Rh<45%, 200V Test Voltage	Open contacts	1×10 ¹² Ω
	Contact to coil	4 kVDC		Contact to coil	1×10 ¹² Ω
Operate Time,incl.Bounce		1.0 ms	Capacitance	Across Open Switch	0.5 pF
Reset Time		0.25 ms			

Environmental data

Vibration (10 to 2KHz 1.5mm)	20 G	Shock (1/2 sine wave duration 11ms)	50 G
Operating Temperature	-40°C ~ 85°C	Storage Temperature	-40°C ~ 105°C
Soldering Temperature (5 sec. dwell)	260°C	Washability	fully sealed

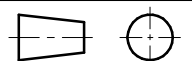
Example of order marking

Product model	Contact form	Nominal Coil Voltage	Option	Special code
SIP-HV	1A: 1 Form A	05: 5 VDC	Nil: Standard Type	Nil

Remark:

RoHS

Make	Li Linmao
Checke	Hu Shu
Approved	Dong Hu
Date	8th,Jan,2025

 TITLE
 High Voltage Reed Relay
 P/N
 SIP-HV1A05

 Version: 04
 Page: 1/1