



## CRST19F

尺寸(Dimensions):20.2X10X11.5mm

## 特点 Features

- 1.线圈功耗低 Low coil power consumption.
- 2.体积小, 重量轻 Small size,Light weight .
- 3.可直接焊接在印刷细路板中 PC board mounting.
- 4.用于家用电器,自动化系统,电子设备,仪器仪表,通讯装置,遥控装置等, Suitable for household electrical appliances,automation system,electronic equipment,instrument,meter,telecommunication facilities and remote control facilities.

## 订货信息 Ordering information

CRST19F--2C--DC12V-L

1 2 3 4

- 1,型号 Part number: CRST19F 2,触点形式 Contact arrangement 2C:2C
- 3,线圈额定电压 Coil Rated voltage(V):DC:3,5,6,9,12,24
- 4,线圈功耗 Coil power consumption:无 Nil 0.2W(标准 Standard);L:0.15W(高灵敏度 High sensitivity)

## 触点数据 Contact data

触点形式 Contact Arrangement	2C
触点材料 Contact Material	AgNi, Ag
触点负载(阻性) Conatct Rating(Resistive)	1A 125VAC, 2A 30VDC
最大切换功率 Max.Switching Power	60W 125VA
最大切换电压 Max.Switching Voltage	120VDC 240VAC 最大切换电流 Max.Switching Current:2A
触点阻性或压降 Contact Resistance or Voltage Drop	$\leq 100\text{m}\Omega$ (10mA 30mVDC)
寿命 Operation Life	电气 Electrical $10^5$
	机械 Mechanical $10^7$

## 线圈参数 Coil Parameter

线圈电压 Coil voltage (VDC)		线圈电阻 Coil Resistance $\Omega \pm 10\%$	吸合电压 VDC(最大) Pick up Voltage VDC(Max) (额定电压的 75%) (75% of rated voltage)	释放电压 VDC Release voltage VDC(Min) (额定电压的 10%) (10% of rated voltage)	线圈功耗 Coil power consumption (W)	动作时间 Operate Time (mS)	释放时间 Release Time (mS)		
额定 Rated	最大 Max								
5	6.5	166.7	3.75	0.5	0.15	$\leq 6$	$\leq 5$		
6	7.8	240.0	4.50	0.6					
12	15.6	960.0	9.00	1.2					
24	31.2	3840.0	18.0	2.4					
5	6.5	125.0	3.75	0.5	0.20				
6	7.8	405.0	4.50	0.6					
12	15.6	720.0	9.00	1.2					
24	31.2	2880	18.0	2.4					

注意:1,使用的线圈电压低于线圈额定电压时将会损害继电器的工作.

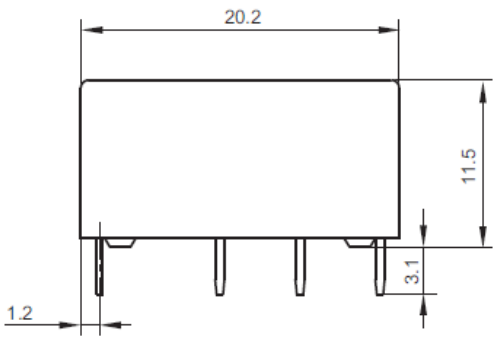
2,吸合,释放电压仅供检测用,不是设计的使用指标.

Caution:1,The use of any coil voltage less than the rated coil voltage will compromise the operation of the relay.

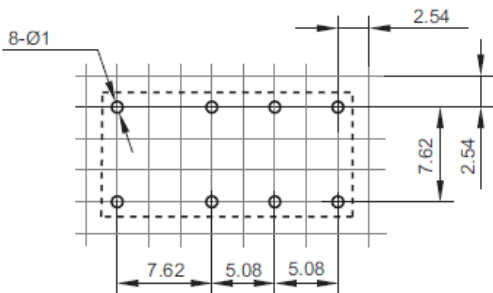
2,Pick up and release voltage are for test purposes only and are not be used as design criteria.

技术特性 Operation condition		
绝缘电阻 Insulation Resistance		100M Ω (500VDC)
介质耐压	断开触点间 Between open Contacts	500VAC 1min
Dielectric Strength	触点与线圈间 Between Contacts and Coil	1000VAC 1min
	动作极限 Functional	196m/s <sup>2</sup>
耐冲击	破坏极限 Destructive	980m/s <sup>2</sup>
抗振性 Vibration Resistance		10~55Hz 双振幅 Double amplitude 1.5mm
安装方式 Termination		PCB
环境温度 Ambient Temperature		-30~85℃
相当湿度 Relative Humidity		5%~85% RH
质(重)量 Unit weight		Approx.5g

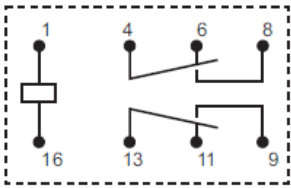
外形图



安装孔尺寸  
(底视图)



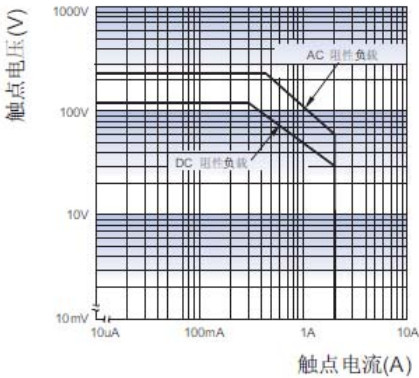
接线图  
(底视图)



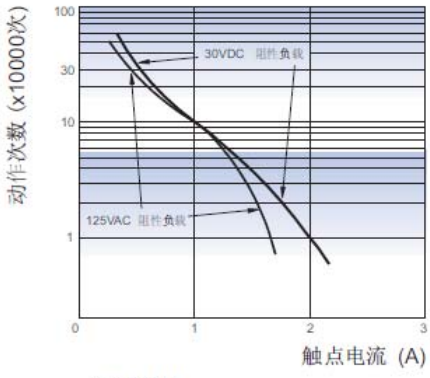
Dimension Tolerance: <1mm: ±0.2mm  
1—5mm: ±0.3mm  
>5mm: ±0.5mm

参考数据 Reference Data

最大切换功率



电耐久性曲线



测试条件:  
阻性负载, 85℃, 1s通9s断。