


Series Datasheet

74 Series Photo-MOSFET Relay

- **Features:** General Purpose Photo MOSFET Relay, switching up to 400V DC or Peak AC
- THT, SMD or SOP, UL listed, RoHS Compliance
- **Applications:** Battery Management Systems, I/O Modules, Test Equipment
- **Markets:** Automotive, Telecommunication, Test & Measurement, Security



Part Description: SMP-XB74-XXX-X

Number of Poles	Contact Form	Series Number	Number of Pins	Mounting Type	Package Style	Special Features
1, 2	B	74	4, 6, 8	D, S, P	Tube, Reel	Nil

See page 7 for Glossary

Maximum Ratings @ Ambient Temperature = 25°C

Parameters	Symbol	Value					Units	Condition
		1B74-4P	2B74-8P	1B74-4D, S	2B74-8D, S	1B74-6D, S		
INPUT SPECIFICATIONS								
Continuous LED Current	I_F	50	50	50	50	50	mA	-
Peak LED Current	I_{FP}	500	500	500	500	500	mA	f=100Hz, 1% Duty Cycle
LED Reverse Voltage	V_R	5	5	5	5	5	V	-
Input Power Dissipation	P_{IN}	75	75	75	75	75	mW	-
OUTPUT SPECIFICATIONS								
Load Voltage	V_L	400	400	400	400	400	DC or Peak AC	-
Load Current	I_L	70	60	90	80	90	mA	-
Peak Load Current	I_{PEAK}	400	400	400	400	400	mA	1 ms, 1 shot
Output Power Dissipation	P_{OUT}	300	450	450	600	450	mW	-
GENERAL SPECIFICATIONS								
Total Power Dissipation	P_T	350	500	500	650	500	mW	-
I/O Breakdown Voltage	V_{IO}	1500	1500	1500	1500	1500	V_{RMS}	-
Operating Temperature	T_{OPR}	-40/+85	-40/+85	-40/+85	-40/+85	-40/+85	°C	-
Storage Temperature	T_{STG}	-40/+100	-40/+100	-40/+100	-40/+100	-40/+100	°C	-



RoHS

REACH
COMPLIANT



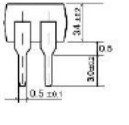


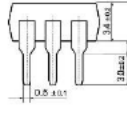

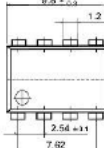
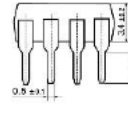
Series Datasheet

74 Series Photo-MOSFET Relay

Maximum Ratings @ Ambient Temperature = 25°C

Parameters	Symbol	Min	Typ	Max	Units	Condition
INPUT SPECIFICATIONS						
LED Forward Voltage	V _F	1.0	1.17	1.5	V	I _F = 10mA
Operation LED Current	I _{F ON}	-	0.9	3.0	mA	-
Recovery LED Voltage	V _{F OFF}	0.5	1.0	-	V	-
OUTPUT SPECIFICATIONS						
On Resistance: Drain to Drain	R _{ON}	-	28	30	Ω	I _F = 5mA, I _L =Rating (within 1 sec.)
Off-State Leakage Current	I _{LEAK}	-		10	μA	I _F = 5mA, V _L =400V
Output Capacitance	C _{OUT}	-	165	-	ρF	-
TRANSMISSION SPECIFICATIONS						
Turn-On Time	T _{ON}	-	0.1	1.0	ms	I _F = 5mA, I _L =Rating (for SOP type)
Turn-Off Time	T _{OFF}	-	0.05	0.5	ms	
Turn-On Time	T _{ON}	-	0.15	1.0	ms	I _F = 10mA, I _L =Rating (for DIP/SMD type)
Turn-Off Time	T _{OFF}	-	0.05	0.5	ms	
COUPLED SPECIFICATIONS						
I/O Insulation Resistance	R _{I/O}	10 ⁹	-	-	Ω	-
I/O Capacitance	C _{I/O}	-	1.3	-	ρF	f=1MHz

Photo-MOSFET Relay Dimensions (Tolerances acc. to ISO 2768-mp)

DIP4	DIP6	DIP8
  	  	  

Series Datasheet

74 Series Photo-MOSFET Relay

Photo-MOSFET Relay Dimensions (Tolerances acc. to ISO 2768-mp)




Photo-MOSFET Relay Dimensions (Tolerances acc. to ISO 2768-mp)

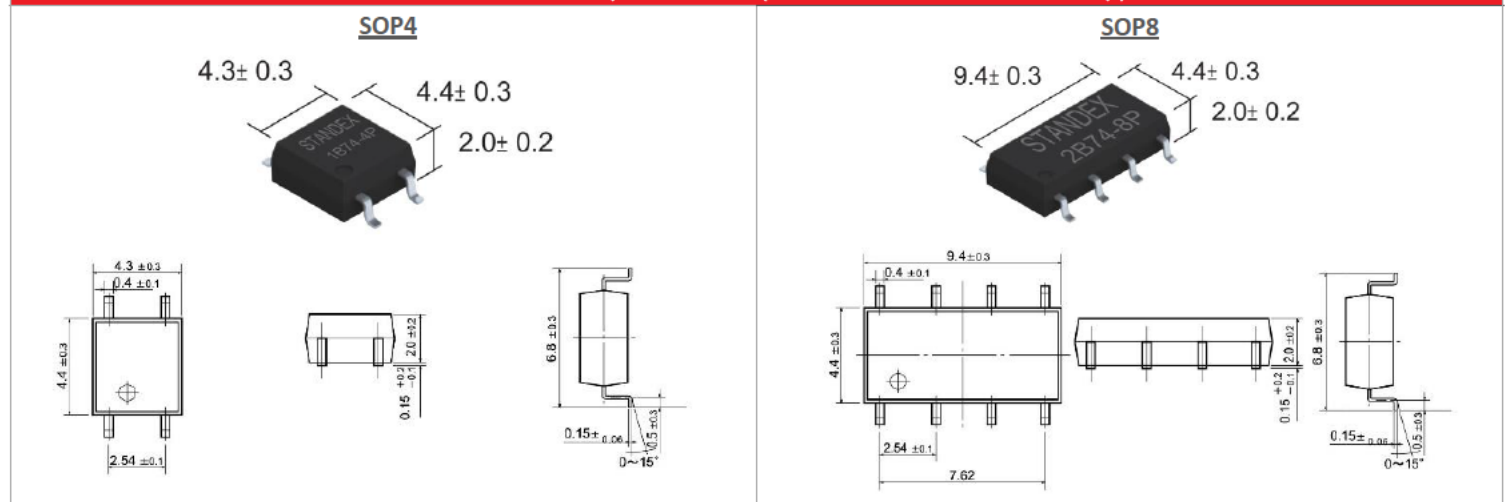
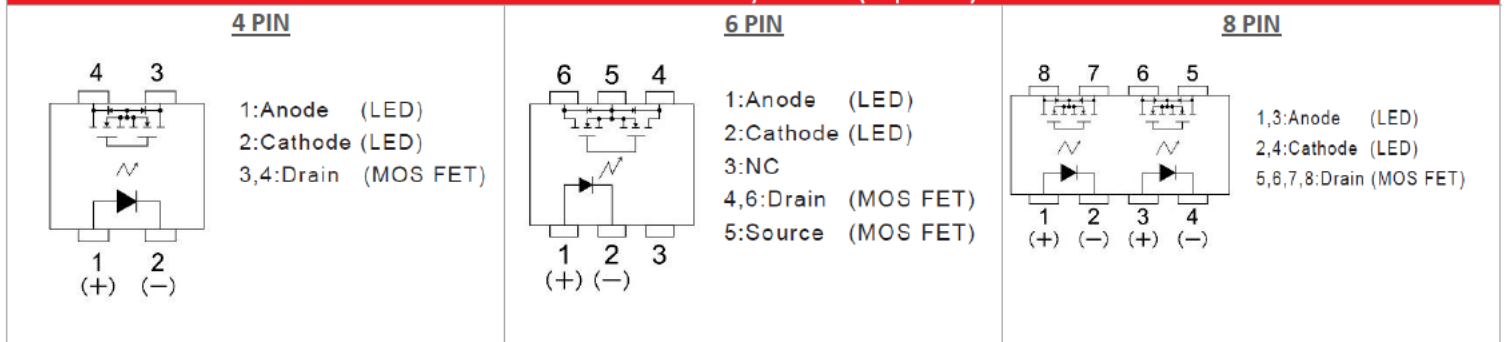


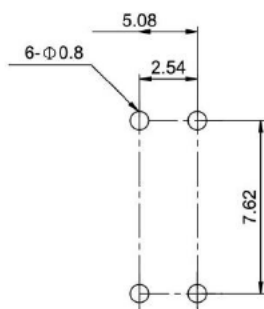
Photo MOSFET Relay Pin-Out (Top View)



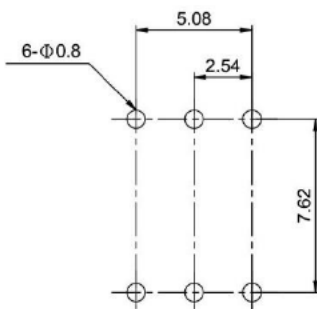
74 Series Photo-MOSFET Relay

Photo MOSFET Relay Recommended PCB Pad Layout (Tolerances acc. to ISO 2768-mp)

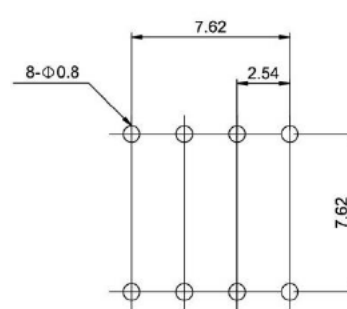
DIP4 (Bottom View)



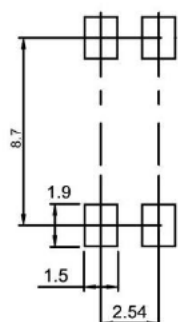
DIP6 (Bottom View)



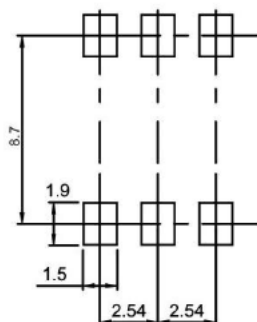
DIP8 (Bottom View)



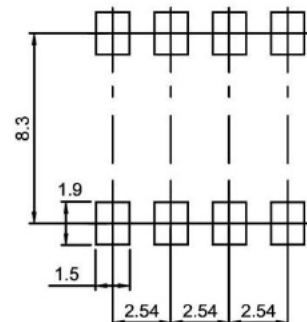
SMD4 (Top View)



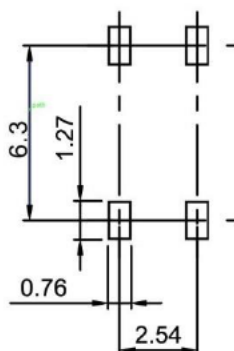
SMD6 (Top View)



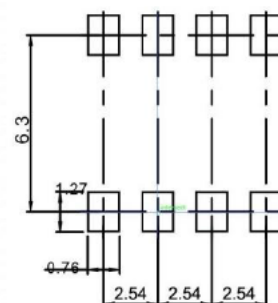
SMD8 (Top View)



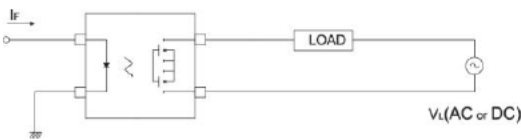
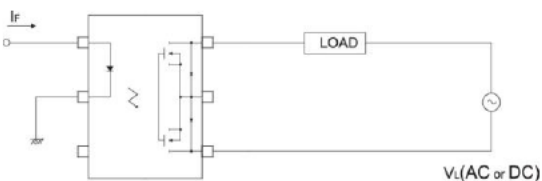
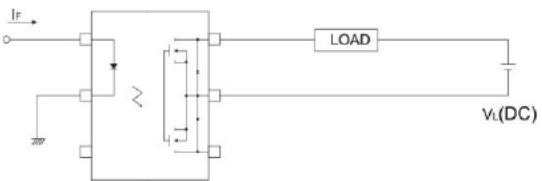
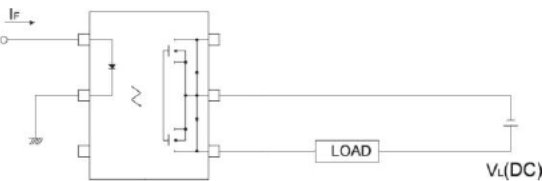
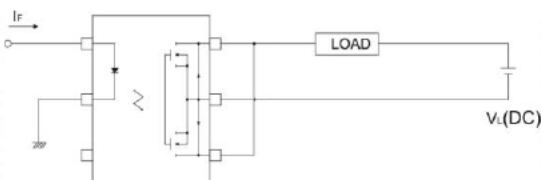
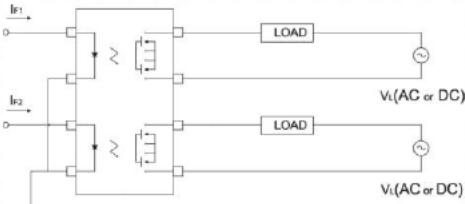
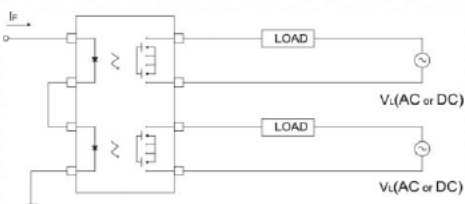
SOP4 (Top View)



SOP8 (Top View)

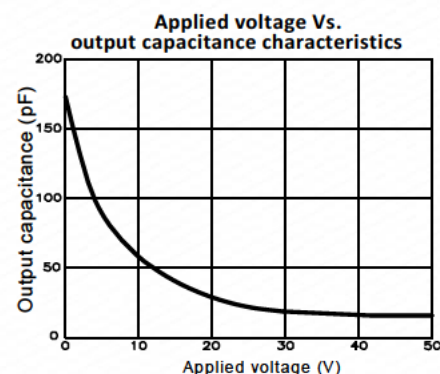
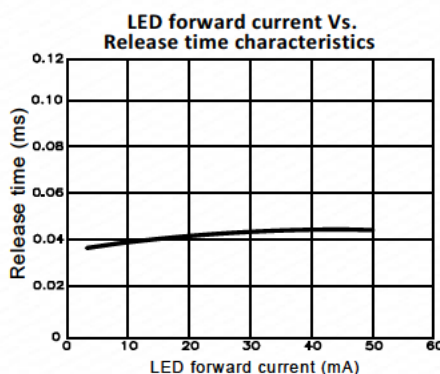
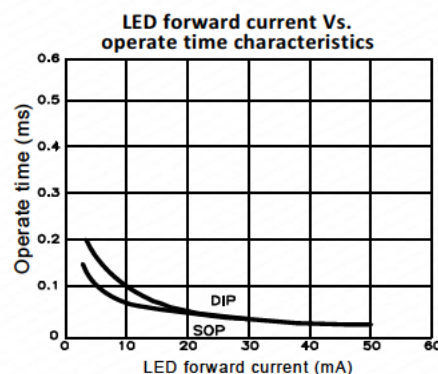
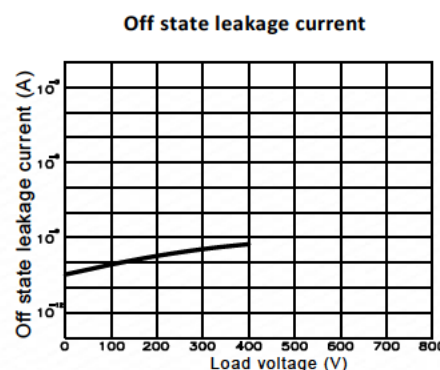
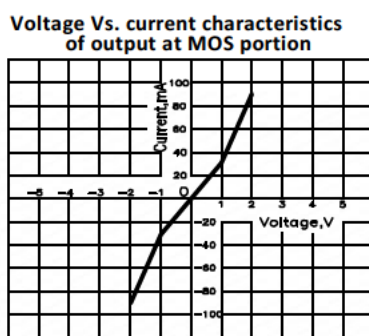
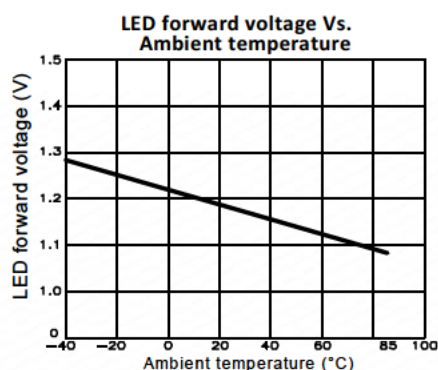
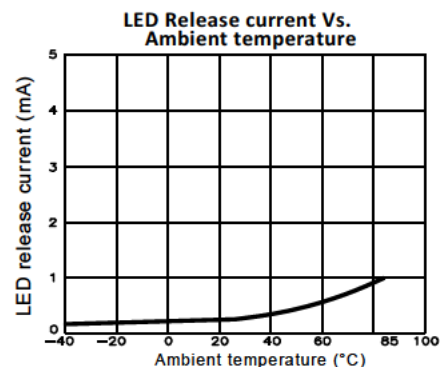
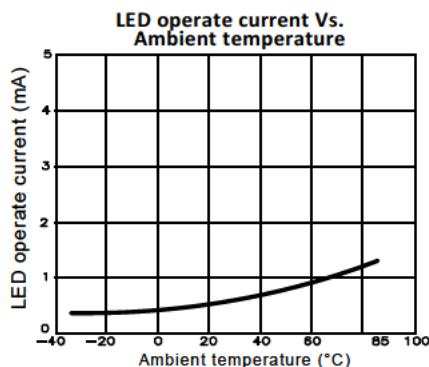
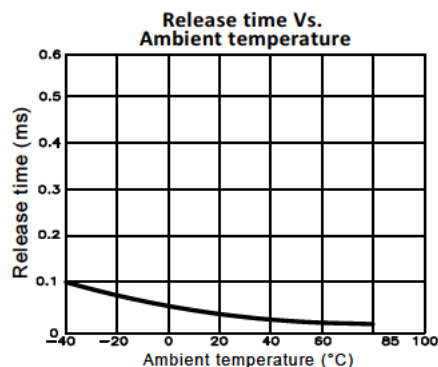
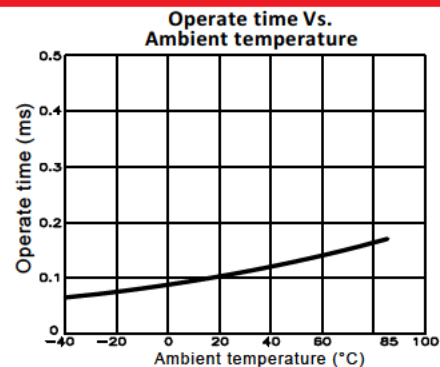
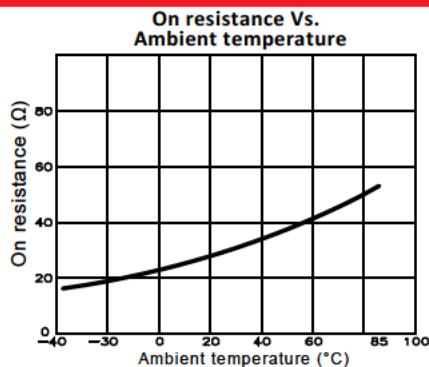
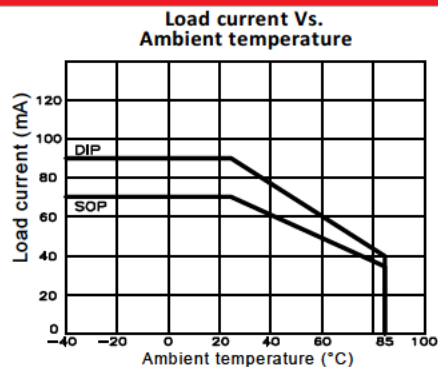


74 Series Photo-MOSFET Relay

Photo-MOSFET Relay Load Connection Method			
TYPE	LOAD	CONNECTION	FEATURE
4-PIN	AC OR DC		Control bi-directional signal
6-PIN	AC OR DC		Control bi-directional signal
	DC		On-Resistance is 1/2 of connection 1 2-Make-contacts (Source Common)
			
	DC		On-Resistance is 1/2 of connection 2
8-PIN	AC OR DC		2 inputs and 2 outputs
			1 input and 2 outputs

74 Series Photo-MOSFET Relay

Photo MOSFET Relay Reference Data

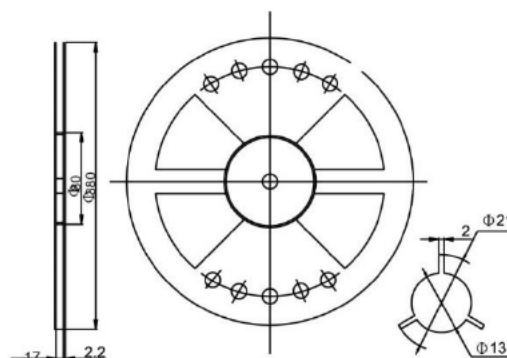
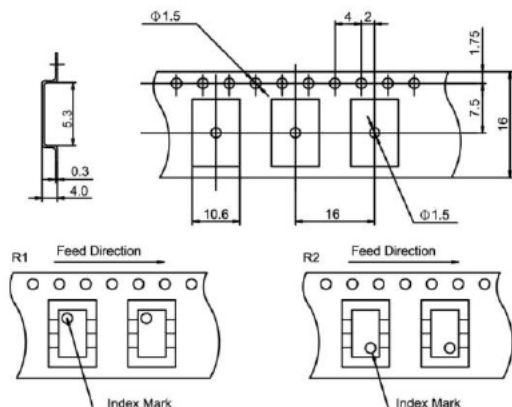


Series Datasheet

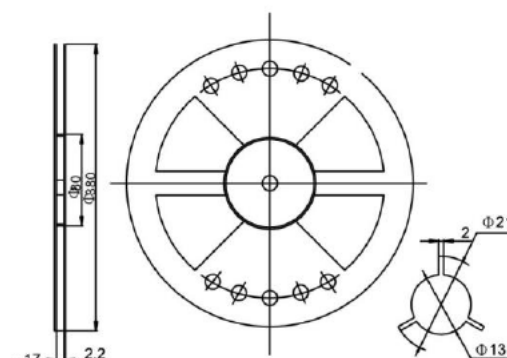
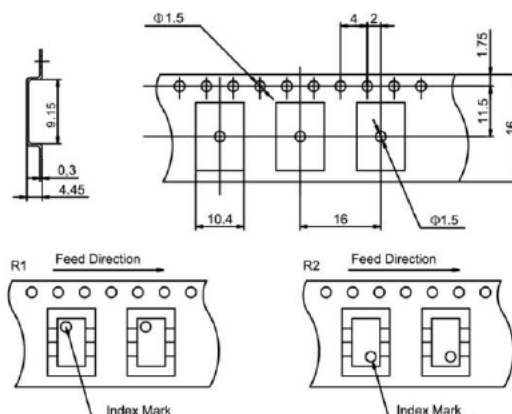
74 Series Photo-MOSFET Relay

Photo MOSFET Relay Tape & Reel Packaging (1,000 pcs per reel)

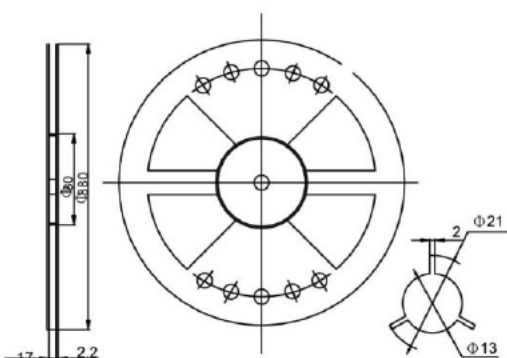
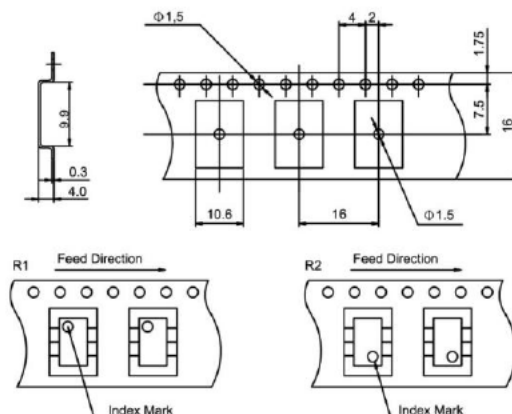
SMD4



SMD6



SMD8

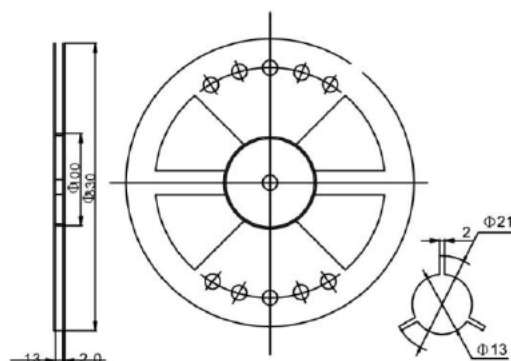
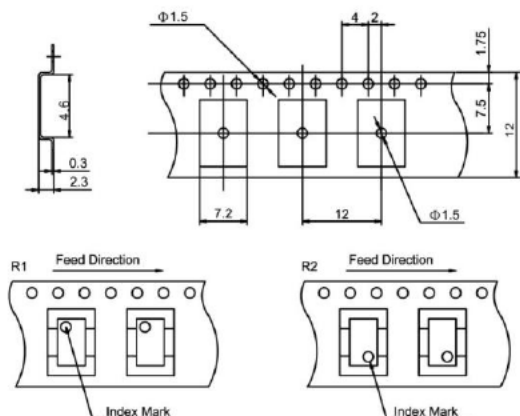


Series Datasheet

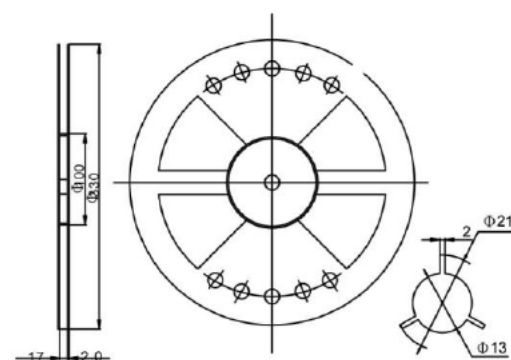
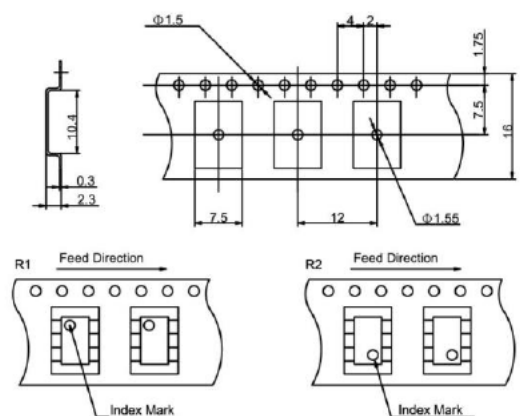
74 Series Photo-MOSFET Relay

Photo MOSFET Relay Tape & Reel Packaging (1,000 pcs per reel)

SOP4



SOP8



Glossary Options

D	DIP (Dual-In-Line Package)
S	SMD (Surface Mount Design)
P	SOP (Small-Outline Package)
Q	AEC-Q101 / High Temperature
R	Reinforced Isolation

Please note: All technical specifications in this series datasheet refer to the standard product range. Modifications in the sense of technical progress are reserved. For general information only. For more specific information, please consult the product datasheet, available upon request.

This series datasheet could contain technical inaccuracies or typographical errors. Changes are periodically made to the information herein. These changes will be incorporated in future revisions.

For deviating values, latest specifications and product details, please contact your nearest sales office.